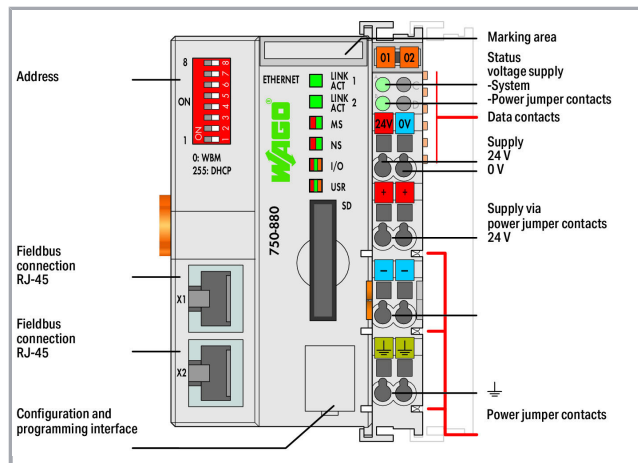




Fișă tehnică | Număr articol: 750-880

Controller ETHERNET; 3rd Generation; SD Card Slot; light gray

www.wago.com/750-880



Supus modificărilor.

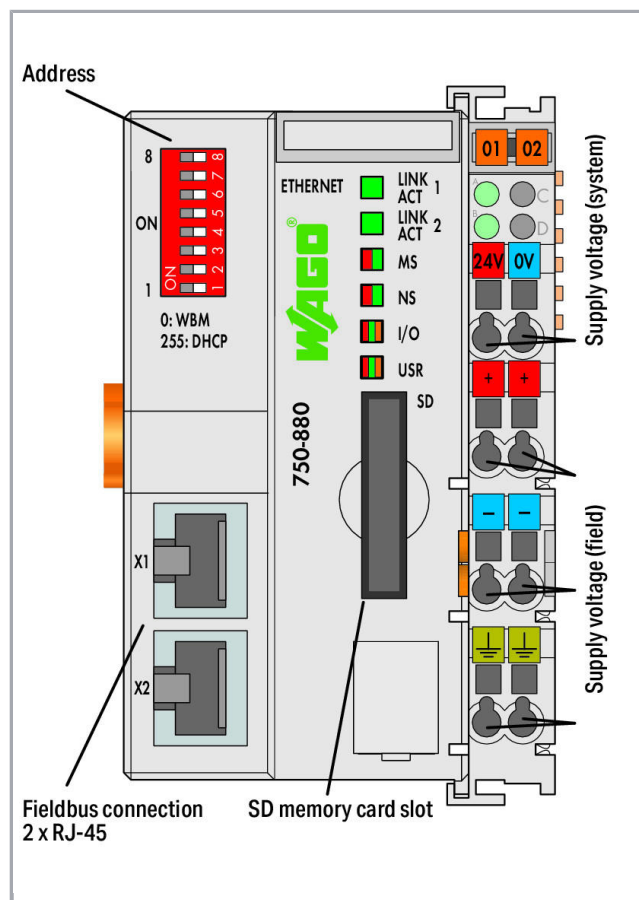
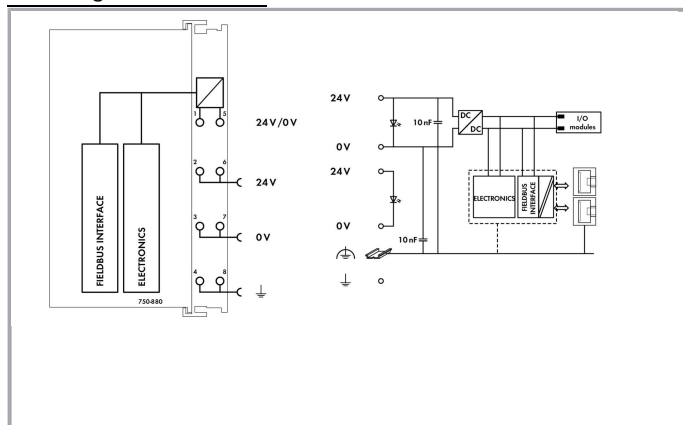
WAGO Kontakttechnik GmbH & Co. KG
/Representative Office Romania
Sos. Pipera-Tunari nr. 1/1
building 1, 2nd floor | 077190 Voluntari, Ilfov
Tel.: +40-(0)31 421 85 68 | Email: info-RO@wago.com

Aveți întrebări despre produsele noastre?
Vă stăm la dispoziție pentru preluarea apelului la +40 (0) 31 421 85 68.



Fișă tehnică | Număr articol: 750-880

www.wago.com/750-880



Descriere articol

In conjunction with the WAGO-I/O-SYSTEM, the ETHERNET Controller can be used as a programmable controller within ETHERNET networks.

The controller supports all digital, analog and specialty modules found within the 750/753 Series, and is suitable for data rates of 10/100 Mbit/s.

Two ETHERNET interfaces and an integrated switch allow the fieldbus to be wired in a line topology. This eliminates additional network devices, such as switches or hubs. Both interfaces support Auto-Negotiation and Auto-MDI(X).

The DIP switch configures the last byte of the IP address and may be used for IP address assignment.

The controller supports both MODBUS/TCP and EtherNet/IP for use in industrial environments. It also supports a wide variety of standard ETHERNET protocols for easy integration into IT environments (e.g., HTTP, BootP, DHCP, DNS, SNMP, FTP).

For use in telecontrol applications; the 750-880/025-001 and -002 Controllers support the IEC 60870-5-101/-103-104, IEC 61850-7, and IEC 61400-25 communication protocols.

An integrated Webserver provides user configuration options, while displaying PLC status information.

The IEC 61131-3 programmable controller is multitasking-capable and features a battery-backed RTC.

A data memory of 1 MB is available.

Supus modificărilor.

WAGO Kontakttechnik GmbH & Co. KG
 /Representative Office Romania
 Sos. Pipera-Tunari nr. 1/1
 building 1, 2nd floor | 077190 Voluntari, Ilfov
 Tel.: +40-(0)31 421 85 68 | Email: info-RO@wago.com

Aveți întrebări despre produsele noastre?
 Vă stăm la dispoziție pentru preluarea apelului la +40 (0) 31 421 85 68.

**Fișă tehnică | Număr articol: 750-880**www.wago.com/750-880

The 750-880 Controller is equipped with a removable memory card slot. A memory card can be used to transfer device parameters or files (e.g., boot files) from one controller to another. The memory card can be accessed via FTP and be used as an additional drive.

Date**Technical Data**

Communication	EtherNet/IP Modbus (TCP, UDP) Ethernet
Ethernet protocol	HTTP BootP DHCP DNS SNTP FTP SNMP
Visualization	Web-Visu
CPU	32 bits
Programming languages per IEC 61131-3	Instruction List (IL) Ladder Diagram (LD) Function Block Diagram (FBD), Continuous Function Chart (CFC) Structured Text (ST) Sequential Function Chart (SFC)
Programming environment	WAGO-I/O-PRO V2.3 (based on CODESYS V2.3)
Configuration options	WAGO-I/O-CHECK Web-based management
Baud rate (communication/fieldbus 1)	10/100 Mbit/s
Baud rate	10/100 Mbit/s
Transmission medium (communication/fieldbus)	Twisted Pair S-UTP; 100 Ω; Cat. 5; Line length (max.): 100 m
Transmission performance	Class D acc. to EN 50173
Program memory	1024 kByte
Data memory	1024 kByte
Software non-volatile memory	32 Kbytes
Type of memory card	SD and SDHC up to 32 GB (All guaranteed properties are only valid in connection with the WAGO 758-879/000-001 memory card.)
Memory card slot	Push-push mechanism, sealable cover lid
Number of modules per node max.	250
Number of I/O modules without bus extension max.	64
Input and output process image (Fieldbus) max.	1020 Worte/1020 Worte
Indicators	LED (LINK/ACT) green: Network connection Port 1 ... 2; LED (MS, NS) red/green: Status of node, network; LED (I/O, USR) red/green

Supus modificărilor.

WAGO Kontakttechnik GmbH & Co. KG
/Representative Office Romania
Sos. Pipera-Tunari nr. 1/1
building 1, 2nd floor | 077190 Voluntari, Ilfov
Tel.: +40-(0)31 421 85 68 | Email: info-RO@wago.com

Aveți întrebări despre produsele noastre?
Vă stăm la dispoziție pentru preluarea apelului la +40 (0) 31 421 85 68.

**Fișă tehnică | Număr articol: 750-880**www.wago.com/750-880

/orange: Internal data bus status, status programmable by user; LED (A, B) green: System power supply status, field supply

System supply voltage	DC 24 V(-25 ... +30 %); via wiring level (CAGE CLAMP® connection)
Input current typ. at rated load (24 V)	500 mA
Efficiency of the power supply (typ.) at nominal load (24 V)	90 %
Current consumption, system supply (5 V)	450 mA
Total current for system supply	1.700 mA
Field supply voltage	DC 24 V (-25 ... +30 %); via power jumper contacts
Current carrying capacity of the power jumper contacts	10 A
Number of outgoing power jumper contacts	3
Isolation	500 V system/supply

Connection data

Connection technology: communication/fieldbus	EtherNet/IP: 2 x RJ-45; Modbus TCP/UDP: 2 x RJ-45
Connection technology: system supply	2 x CAGE CLAMP®
Connection technology: field supply	6 x CAGE CLAMP®
Connection type (1)	System/field supply
Solid conductor	0.08 ... 2.5 mm ² / 28 ... 14 AWG
Fine-stranded conductor	0.08 ... 2.5 mm ² / 28 ... 14 AWG
Strip length	8 ... 9 mm / 0.31 ... 0.35 inch
Connection technology: Device configuration	1 x 4-pole male connector

Geometrical Data

Width	61.5 mm / 2.421 inch
Height	71.9 mm / 2.831 inch
Height from upper-edge of DIN-35 rail	64.7 mm / 2.547 inch
Depth	100 mm / 3.937 inch

Mechanical data

Weight	161,9 g
Color	light gray
Housing material	Polycarbonate, polyamide 6.6
Conformity marking	CE

Environmental Requirements

Surrounding air (operating) temperature	0 ... 55 °C
---	-------------

Supus modificărilor.

WAGO Kontakttechnik GmbH & Co. KG
 /Representative Office Romania
 Sos. Pipera-Tunari nr. 1/1
 building 1, 2nd floor | 077190 Voluntari, Ilfov
 Tel.: +40-(0)31 421 85 68 | Email: info-RO@wago.com

Aveți întrebări despre produsele noastre?
 Vă stăm la dispoziție pentru preluarea apelului la +40 (0) 31 421 85 68.

**Fișă tehnică | Număr articol: 750-880**www.wago.com/750-880

Surrounding air (storage) temperature	-40 ... 85 °C
Protection class	IP20
Degree of pollution (5)	2 per IEC 61131-2
Operating altitude	without temperature derating: 0 ... 2000 m; with temperature derating: 2000 ... 5000 m (0.5 K/100 m); max.: 5000 m
Relative air humidity (no condensation)	95 %
Mounting position	any
Type of mounting	DIN-35 rail
Vibration resistance	4g per IEC 60068-2-6
Shock resistance	15g per IEC 60068-2-27
EMC immunity to interference	acc. to EN 61000-6-2, marine applications
EMC emission of interference	acc. to EN 61000-6-3, marine applications
Exposure to pollutants	Per IEC 60068-2-42 and IEC 60068-2-43
Permissible H ₂ S contaminant concentration at a relative humidity 75 %	10 ppm
Permissible SO ₂ contaminant concentration at a relative humidity 75 %	25 ppm

Commercial data

Product Group	15 (Remote I/O)
Packaging type	BOX
Country of origin	DE
GTIN	4050821134053
Customs Tariff No.	85371091990

Aprobări / certificate**Ex-Approvals**

Emblemă	Aprobare	Text de aprobare suplimentar	Nume certificat
	ATEX TUEV Nord Cert GmbH	EN 60079-0	TÜV 07 ATEX 554086 X en.
	TUEV Nord TUEV Nord Cert GmbH	IEC 60079-0	IECEX TUN 09.0001 X
	UL Underwriters Laboratories Inc. (HAZARDOUS)	UL 121201	E198726 Sec.1

Supus modificărilor.

WAGO Kontakttechnik GmbH & Co. KG
 /Representative Office Romania
 Sos. Pipera-Tunari nr. 1/1
 building 1, 2nd floor | 077190 Voluntari, Ilfov
 Tel.: +40-(0)31 421 85 68 | Email: info-RO@wago.com

Aveți întrebări despre produsele noastre?
 Vă stăm la dispoziție pentru preluarea apelului la +40 (0) 31 421 85 68.



Fișă tehnică | Număr articol: 750-880

www.wago.com/750-880

LOCATIONS)

Ship Approvals

Emblemă	Aprobare	Text de aprobare suplimentar	Nume certificat
	ABS American Bureau of Shipping	-	19- HG1821926
	BV Bureau Veritas S.A.	-	30389/B0 BV
	DNV GL Det Norske Veritas, Germanischer Lloyd	-	TAA0000194
	KR Korean Register of Shipping	-	KR HMB05880- AC001
	NK Nippon Kaiji Kyokai	-	TA17255M
	PRS Polski Rejestr Statków	-	TE/2236 /880590/19
	RINA RINA Germany GmbH	-	ELE066419XG

UL-Approvals

Emblemă	Aprobare	Text de aprobare suplimentar	Nume certificat
	UL UL International Netherlands B.V. (ORDINARY LOCATIONS)	UL 508	E175199 Sec.1

Supus modificărilor.

WAGO Kontakttechnik GmbH & Co. KG
/Representative Office Romania
Sos. Pipera-Tunari nr. 1/1
building 1, 2nd floor | 077190 Voluntari, Ilfov
Tel.: +40-(0)31 421 85 68 | Email: info-RO@wago.com

Aveți întrebări despre produsele noastre?
Vă stăm la dispoziție pentru preluarea apelului la +40 (0) 31 421 85 68.




Fișă tehnică | Număr articol: 750-880

www.wago.com/750-880

Produse compatibile

Marking accessories

	Nr. articol: 2009-145 Mini-WSB Inline; for Smart Printer; on reel; stretchable 5 - 5.2 mm; plain; snap-on type; white	www.wago.com/2009-145
	Nr. articol: 2009-145/000-002 Mini-WSB Inline; for Smart Printer; on reel; stretchable 5 - 5.2 mm; plain; snap-on type; yellow	www.wago.com/2009-145/000-002
	Nr. articol: 2009-145/000-005 Mini-WSB Inline; for Smart Printer; on reel; stretchable 5 - 5.2 mm; plain; snap-on type; red	www.wago.com/2009-145/000-005
	Nr. articol: 2009-145/000-006 Mini-WSB Inline; for Smart Printer; on reel; stretchable 5 - 5.2 mm; plain; snap-on type; blue	www.wago.com/2009-145/000-006
	Nr. articol: 2009-145/000-007 Mini-WSB Inline; for Smart Printer; on reel; stretchable 5 - 5.2 mm; plain; snap-on type; gray	www.wago.com/2009-145/000-007
	Nr. articol: 2009-145/000-012 Mini-WSB Inline; for Smart Printer; on reel; stretchable 5 - 5.2 mm; plain; snap-on type; orange	www.wago.com/2009-145/000-012
	Nr. articol: 2009-145/000-023 Mini-WSB Inline; for Smart Printer; on reel; stretchable 5 - 5.2 mm; plain; snap-on type; green	www.wago.com/2009-145/000-023
	Nr. articol: 2009-145/000-024 Mini-WSB Inline; for Smart Printer; on reel; stretchable 5 - 5.2 mm; plain; snap-on type; violet	www.wago.com/2009-145/000-024
	Nr. articol: 248-501 Miniature WSB Quick marking system; plain; Marker width 5 mm; 10 strips with 10 markers per card	www.wago.com/248-501
	Nr. articol: 248-501/000-002 Mini-WSB marking card; as card; not stretchable; plain; snap-on type; yellow	www.wago.com/248-501/000-002

Supus modificărilor.

WAGO Kontakttechnik GmbH & Co. KG
/Representative Office Romania
Sos. Pipera-Tunari nr. 1/1
building 1, 2nd floor | 077190 Voluntari, Ilfov
Tel.: +40-(0)31 421 85 68 | Email: info-RO@wago.com

Aveți întrebări despre produsele noastre?
Vă stăm la dispoziție pentru preluarea apelului la +40 (0) 31 421 85 68.



Fișă tehnică | Număr articol: 750-880

www.wago.com/750-880



Nr. articol: 248-501/000-005
Mini-WSB marking card; as card; not stretchable; plain; snap-on type; red

www.wago.com/248-501/000-005



Nr. articol: 248-501/000-006
Mini-WSB marking card; as card; not stretchable; plain; snap-on type; blue

www.wago.com/248-501/000-006



Nr. articol: 248-501/000-007
Mini-WSB marking card; as card; not stretchable; plain; snap-on type; gray

www.wago.com/248-501/000-007



Nr. articol: 248-501/000-012
Mini-WSB marking card; as card; not stretchable; plain; snap-on type; orange

www.wago.com/248-501/000-012



Nr. articol: 248-501/000-017
Mini-WSB marking card; as card; not stretchable; plain; snap-on type; light green

www.wago.com/248-501/000-017



Nr. articol: 248-501/000-023
Mini-WSB marking card; as card; not stretchable; plain; snap-on type; green

www.wago.com/248-501/000-023



Nr. articol: 248-501/000-024
Mini-WSB marking card; as card; not stretchable; plain; snap-on type; violet

www.wago.com/248-501/000-024



Nr. articol: 750-100
Marker card; as a DIN A4 sheet; plain; white

www.wago.com/750-100



Nr. articol: 750-103
Group marker carrier

www.wago.com/750-103



Nr. articol: 750-106
Group marker carrier

www.wago.com/750-106

shield connection



Nr. articol: 790-108
Shield clamping saddle; 11 mm wide; diameter of compatible conductor; 3 ... 8 mm

www.wago.com/790-108



Nr. articol: 790-116
Shield clamping saddle; 19 mm wide; diameter of compatible conductor; 7 ... 16 mm

www.wago.com/790-116



Nr. articol: 790-124
Shield clamping saddle; 27 mm wide; diameter of compatible conductor; 6 ... 24 mm

www.wago.com/790-124



Nr. articol: 790-140
Shield clamping saddle; diameter of compatible conductor

www.wago.com/790-140



Nr. articol: 790-208
Shield clamping saddle; 12.4 mm wide; 3 ... 8 mm

www.wago.com/790-208

Nr. articol: 790-216

Supus modificărilor.



Fișă tehnică | Număr articol: 750-880

www.wago.com/750-880



Shield clamping saddle; 21.8 mm wide; 6 ... 16 mm

www.wago.com/790-216



Nr. articol: 790-220

Shield clamping saddle; 30 mm wide; 6 ... 20 mm

www.wago.com/790-220

General accessories



Nr. articol: 750-921

Bluetooth® Adapter; light gray

www.wago.com/750-921



Nr. articol: 750-923

Configuration cable; USB connector; Length: 2.5 m; black

www.wago.com/750-923



Nr. articol: 750-923/000-001

Configuration cable; USB connector; Length: 5 m

www.wago.com/750-923/000-001

memory card



Nr. articol: 758-879/000-001

Memory Card SD; SLC-NAND; 2 GByte; Temperature from -40 to 90 °C

www.wago.com/758-879/000-001

wiring and connectors



Nr. articol: 750-975

ETHERNET RJ-45 connector, IP20; ETHERNET 10/100 Mbit/s; for field assembly; light gray

www.wago.com/750-975



Nr. articol: 750-977/000-011

Connector ETHERNET; RJ-45; Cat. 6A; straight; Code T568A; AWG 22

www.wago.com/750-977/000-011



Nr. articol: 750-977/000-012

Connector ETHERNET; RJ-45; Cat. 6A; straight; Code T568B; AWG 22

www.wago.com/750-977/000-012



Nr. articol: 750-977/000-021

Connector ETHERNET; RJ-45; Cat. 6A; straight; Code T568A; AWG 24

www.wago.com/750-977/000-021



Nr. articol: 750-977/000-022

Connector ETHERNET; RJ-45; Cat. 6A; straight; Code T568B; AWG 24

www.wago.com/750-977/000-022



Nr. articol: 750-978/000-011

Connector ETHERNET; RJ-45; Cat. 6A; straight; Code T568A; AWG 22; Strain relief

www.wago.com/750-978/000-011



Nr. articol: 750-978/000-012

Connector ETHERNET; RJ-45; Cat. 6A; straight; Code T568B; AWG 22; Strain relief

www.wago.com/750-978/000-012



Nr. articol: 750-978/000-021

Connector ETHERNET; RJ-45; Cat. 6A; straight; Code T568A; AWG 24; Strain relief

www.wago.com/750-978/000-021

Supus modificărilor.



Fișă tehnică | Număr articol: 750-880

www.wago.com/750-880



Nr. articol: 750-978/000-022
Connector ETHERNET; RJ-45; Cat. 6A; straight; Code T568B; AWG 24; Strain relief

www.wago.com/750-978/000-022



Nr. articol: 750-979/000-011
Connector ETHERNET; RJ-45; Cat. 6A; angled; Code T568A; AWG 22; Strain relief

www.wago.com/750-979/000-011



Nr. articol: 750-979/000-012
Connector ETHERNET; RJ-45; Cat. 6A; angled; Code T568B; AWG 22; Strain relief

www.wago.com/750-979/000-012



Nr. articol: 750-979/000-021
Connector ETHERNET; RJ-45; Cat. 6A; angled; Code T568A; AWG 24; Strain relief

www.wago.com/750-979/000-021



Nr. articol: 750-979/000-022
Connector ETHERNET; RJ-45; Cat. 6A; angled; Code T568B; AWG 24; Strain relief

www.wago.com/750-979/000-022

software



Nr. articol: 759-333
WAGO-I/O-PRO

www.wago.com/759-333



Nr. articol: 759-333/000-923
WAGO-I/O-PRO; USB-Set

www.wago.com/759-333/000-923



Nr. articol: 759-911
WAGO-I/O-PRO; CD

www.wago.com/759-911

Carrier rail

Nr. articol: 210-112
Steel carrier rail; 35 x 7.5 mm; 1 mm thick; 2 m long; slotted; according to EN 60715; "Hole width 25 mm

www.wago.com/210-112

Nr. articol: 210-113
Steel carrier rail; 35 x 7.5 mm; 1 mm thick; 2 m long; unslotted; according to EN 60715

www.wago.com/210-113

Nr. articol: 210-114
Steel carrier rail; 35 x 15 mm; 1.5 mm thick; 2 m long; unslotted; similar to EN 60715

www.wago.com/210-114

Nr. articol: 210-115
Steel carrier rail; 35 x 7.5 mm; 1 mm thick; 2 m long; slotted; according to EN 60715; "Hole width 18 mm

www.wago.com/210-115

Nr. articol: 210-118
Steel carrier rail; 35 x 15 mm; 2.3 mm thick; 2 m long; unslotted; according to EN 60715

www.wago.com/210-118

Nr. articol: 210-196
Aluminum carrier rail; 35 x 8.2 mm; 1.6 mm thick; 2 m long; unslotted; similar to EN 60715; silver-colored

www.wago.com/210-196

Nr. articol: 210-197
Steel carrier rail; 35 x 15 mm; 1.5 mm thick; 2 m long; slotted; similar to EN 60715















www.wago.com/210-197

Supus modificărilor.



Fișă tehnică | Număr articol: 750-880

www.wago.com/750-880

	Nr. articol: 210-198 Copper carrier rail; 35 x 15 mm; 2.3 mm thick; 2 m long; unslotted; according to EN 60715; copper-colored	www.wago.com/210-198
	Nr. articol: 210-504 Steel carrier rail; 35 x 7.5 mm; 1 mm thick; 2 m long; slotted; galvanized; according to EN 60715	www.wago.com/210-504
	Nr. articol: 210-505 Steel carrier rail; 35 x 7.5 mm; 1 mm thick; 2 m long; unslotted; galvanized; according to EN 60715	www.wago.com/210-505
	Nr. articol: 210-506 Steel carrier rail; 35 x 15 mm; 1.5 mm thick; 2 m long; unslotted; galvanized; similar to EN 60715	www.wago.com/210-506
	Nr. articol: 210-508 Steel carrier rail; 35 x 15 mm; 1.5 mm thick; 2 m long; slotted; galvanized; similar to EN 60715	www.wago.com/210-508
system box		
	Nr. articol: 850-804 IP65 enclosure; Stainless steel; WxHxD (400x123x200 mm); 4 x M20, 16 x M16, 28 x M12 cable grip	www.wago.com/850-804
	Nr. articol: 850-804/000-001 IP65 enclosure; Stainless steel; WxHxD (400x123x200 mm); 2 x M20, 13 x M16, 32 x M12 cable grip	www.wago.com/850-804/000-001
	Nr. articol: 850-805 IP65 enclosure; Stainless steel; WxHxD (600x123x200 mm); 4 x M20, 19 x M16, 67 x M12 cable grip	www.wago.com/850-805
	Nr. articol: 850-814/002-000 IP65 enclosure; Sheet steel (RAL 7035); WxHxD (200x120x200 mm); without flange plate	www.wago.com/850-814/002-000
	Nr. articol: 850-815/002-000 IP65 enclosure; Sheet steel (RAL 7035); WxHxD (300x120x200 mm); without flange plate	www.wago.com/850-815/002-000
	Nr. articol: 850-816/002-000 IP65 enclosure; Sheet steel (RAL 7035); WxHxD (400x120x200 mm); without flange plate	www.wago.com/850-816/002-000
	Nr. articol: 850-817/002-000 IP65 enclosure; Sheet steel (RAL 7035); WxHxD (600x120x200 mm); without flange plate	www.wago.com/850-817/002-000
	Nr. articol: 850-825 IP65 enclosure; Aluminium (RAL 7032); WxHxD (160x100x160 mm); 9 x M12, 4 x M20	www.wago.com/850-825
	Nr. articol: 850-826 IP65 enclosure; Aluminium (RAL 7032); WxHxD (240x100x160 mm); 4 x M20, 4 x M16, 14 x M12 cable grip	www.wago.com/850-826
	Nr. articol: 850-826/002-000 IP65 enclosure; Aluminium (RAL 7035); WxHxD (240x100x160 mm); 4 x M20, 4 x M16, 14 x M12 cable grip	www.wago.com/850-826/002-000
	Nr. articol: 850-827	

Supus modificărilor.

**Fișă tehnică | Număr articol: 750-880**www.wago.com/750-880

IP65 enclosure; Aluminium (RAL 7032); WxHxD (320x100x160 mm); 4 x M20, 8 x M16, 17 x M12 cable grip

www.wago.com/850-827**Nr. articol: 850-827/002-000**

IP65 enclosure; Aluminium (RAL 7035); WxHxD (320x100x160 mm); 4 x M20, 8 x M16, 17 x M12 cable grip

www.wago.com/850-827/002-000**Nr. articol: 850-828**

IP65 enclosure; Aluminium (RAL 7032); WxHxD (480x100x160 mm); 4 x M20, 10 x M16, 35 x M12 cable grip

www.wago.com/850-828**Nr. articol: 850-828/002-000**

IP65 enclosure; Aluminium (RAL 7035); WxHxD (480x100x160 mm); 4 x M20, 10 x M16, 35 x M12 cable grip

www.wago.com/850-828/002-000**Nr. articol: 850-834**

IP65 enclosure; Polyester (RAL 7032); WxHxD (164x100x164 mm); 9 x M12, 4 x M20

www.wago.com/850-834**Nr. articol: 850-835**

IP65 enclosure; Polyester (RAL 7032); WxHxD (244x100x164 mm); 4 x M20, 4 x M16, 14 x M12 cable grip

www.wago.com/850-835**Nr. articol: 850-836**

IP65 enclosure; Polyester (RAL 7032); WxHxD (324x100x164 mm); 4 x M20, 8 x M16, 17 x M12 cable grip

www.wago.com/850-836**Descărcări****Documentation****Manual**

WAGO MODBUS Master Configurator for configuration of MODBUS networks in WAGO-I/O-PRO (CODESYS)	V 1.1.0	pdf 1,8 MB	Descărcare
WAGOupload For commissioning, management and configuration of ETHERNET 750 Series fieldbus controllers	V 6.0.0 Nov 18, 2019	pdf 4,1 MB	Descărcare
ETHERNET Programmable Fieldbus Controller 10/100 Mbit/s; digital and analog signals	V 2.4.0	pdf 15,1 MB	Descărcare

Quick-Start Guide

Programmable Fieldbus Controller ETHERNET 750-88x 10/100 Mbit/s; digital and analog signals	V 1.0.0	pdf 4,4 MB	Descărcare
Quickstart Starterkit 750-880	V 1.0.0	pdf 4,1 MB	Descărcare

Additional Information

Supus modificărilor.

WAGO Kontakttechnik GmbH & Co. KG
/Representative Office Romania
Sos. Pipera-Tunari nr. 1/1
building 1, 2nd floor | 077190 Voluntari, Ilfov
Tel.: +40-(0)31 421 85 68 | Email: info-RO@wago.com

Aveți întrebări despre produsele noastre?
Vă stăm la dispoziție pentru preluarea apelului la +40 (0) 31 421 85 68.

**Fișă tehnică | Număr articol: 750-880**www.wago.com/750-880

Disposal; Electrical and electronic equipment, Packaging	V 1.0.0	pdf 265,8 kB	Descărcare
--	---------	-----------------	------------

System Description

750 Controller, General Product Information		pdf 621,9 kB	Descărcare
---	--	-----------------	------------

Design Notes Basic conditions and recommendations for higher operational safety	V 2.0.0	pdf 1,5 MB	Descărcare
--	---------	---------------	------------

Overview on WAGO-I/O-SYSTEM 750 approvals		pdf 780,2 kB	Descărcare
---	--	-----------------	------------

Use in Hazardous Environments Term definition, marking and installation regulations	V 1.0.0	pdf 1,0 MB	Descărcare
--	---------	---------------	------------

Application Notes**Application Note CoDeSys 2.3**

Application Note: MpBus_03 Library This Application Note explains how a WAGO fieldbus controller sets up communication to the MP-bus actuators via the MP-bus master module (750-643).	2019-10-29 Oct 29, 2019	zip 523,6 kB	Descărcare
---	----------------------------	-----------------	------------

Application note: DALI 753-647 Configuration Interface This application note describes the WAGO DALI Configurator, the integration of the DALI visualization for configuring various sensor types and the implementation in a program.	V1.0.2 Apr 29, 2019	zip 3,1 MB	Descărcare
---	------------------------	---------------	------------

Application Note for the 750-495 3-Phase Power Measurement Module The application note for the 3-Phase Power Measurement Module 750-495 shows how the measured values of the power measurement module can be read. It is also shown how the power module can be configured using the WAGO-I/O-PRO- V2.3 visualization tool.	24.01.2014 Jan 24, 2014	zip 1,8 MB	Descărcare
--	----------------------------	---------------	------------

HLK-Anlagenmakros für TRIC In dieser Zip-Datei finden Sie Vorlagen und Makros für die Planungssoftware TRIC. TRIC ist ein Werkzeug für Planer und Errichter von HLK-Anlagen, das den Richtlinien der VOB, VDI und DIN EN ISO entspricht.	Jul 10, 2015	zip 76,8 MB	Descărcare
---	--------------	----------------	------------

Application Note: DMX_02 This application note describes how a DMX master for DMX device control can be performed via 750-652 serial interface.	26.04.2017 Apr 26, 2017	zip 751,0 kB	Descărcare
--	----------------------------	-----------------	------------

HVAC System Macros

Supus modificărilor.

WAGO Kontakttechnik GmbH & Co. KG
/Representative Office Romania
Sos. Pipera-Tunari nr. 1/1
building 1, 2nd floor | 077190 Voluntari, Ilfov
Tel.: +40-(0)31 421 85 68 | Email: info-RO@wago.com

Aveți întrebări despre produsele noastre?
Vă stăm la dispoziție pentru preluarea apelului la +40 (0) 31 421 85 68.

**Fișă tehnică | Număr articol: 750-880**www.wago.com/750-880

WAGO provides system macros for HVAC applications that are based on Building_HVAC_03.lib.	10.03.2017 Mar 15, 2019	zip 13,6 MB	Descărcare
Application Note: EnOcean_06 Library This application note describes how communication between the WAGO-I/O-SYSTEM and different EnOcean wireless sensors can be implemented using the EnOcean_06.lib library.	30.11.2016 Nov 30, 2016	zip 842,0 kB	Descărcare
Application Note PowerMeasurement_03 Library This application note describes how current, voltage, effective power, power factor and energy consumption can be measured using 3-phase power measurement modules (750-493).	19.01.2011 Mar 19, 2012	zip 954,5 kB	Descărcare
Connection of a Thermokon Thanos SR L MODBUS room control unit to the WAGO-I/O-SYSTEM The fundamental method of setting up communication between the WAGO I/O System and the Thanos SR L MODBUS room operating panel from Thermokon is described in this application note.	02.05.2013 May 13, 2013	zip 313,2 kB	Descărcare
HART Tool Routing via ETHERNET with 750-820x/750-88x and CODESYS 2.3 (a116120) This application note describes how to set up asset management systems, which facilitate simple, efficient configuration of HART field devices. With the Cerabar PMC51 (Endress+Hauser) as an example, a connection is established from any HART sensor to a WAGO PROFIBUS Controller and a WAGO ETHERNET Fieldbus Coupler. The configuration is made with the asset management software WAGOframe, PACTware und FieldCare.	1.0.0 Mar 22, 2019	pdf 3,9 MB	Descărcare
Application Note Library ModuleAccess_01 These instructions describe the use of the ModuleAccess_01.lib library using 4 examples.	Jan 29, 2016	zip 1,0 MB	Descărcare
Application Note DaylightSaving This Application Note explains how automatic switching between standard/daylight savings time can be implemented on the Ethernet fieldbus controller 750-841, starting from Firmware version 11.	Nov 8, 2011	zip 682,4 kB	Descărcare
Connection of DMX devices to the WAGO-I/O-SYSTEM via the ArtNet-DMX STAGE-PROFI 1.1 This application note describes connecting the ArtNet-DMX STAGE-PROFI 1.1 to the WAGO-I/O-SYSTEM. The ArtNet-DMX STAGE-PROFI 1.1 can be operated as a DMX master and a DMX slave.	11.01.2013 Jan 11, 2013	zip 1,5 MB	Descărcare
Application Note Library WagoDatalogger_02 This application note describes the use of the WagoDatalogger_02.lib library. Up to 80 analog or digital signals can be recorded.	10.03.2016 Apr 4, 2016	zip 1,3 MB	Descărcare

Supus modificărilor.

WAGO Kontakttechnik GmbH & Co. KG
/Representative Office Romania
Sos. Pipera-Tunari nr. 1/1
building 1, 2nd floor | 077190 Voluntari, Ilfov
Tel.: +40-(0)31 421 85 68 | Email: info-RO@wago.com

Aveți întrebări despre produsele noastre?
Vă stăm la dispoziție pentru preluarea apelului la +40 (0) 31 421 85 68.

**Fișă tehnică | Număr articol: 750-880**www.wago.com/750-880

Application Note Scheduler_03.lib This application note describes different applications of the Scheduler_03.lib library.	May 20, 2011	zip 1,8 MB	Descărcare
Application Note for the 750-494 3-Phase Power Measurement Module The application note for the 3-Phase Power Measurement Module 750-494 shows how the measured values of the power measurement module can be read. It is also shown how the power module can be configured using the WAGO-I/O-PRO- V2.3 visualization tool.	24.01.2014 Nov 11, 2014	zip 1,7 MB	Descărcare
Application Note Weather Station Elsner P03 Modbus This application note describes how communication can be set up between the WAGO I/O System and the ELSNER P03/3 weather station with a Modbus interface.	01.12.2011 Oct 28, 2011	zip 275,6 kB	Descărcare
ModuleAccess_01.lib The ModuleAccess_01 library provides both module configuration and access to its process data within a CoDeSys project without the use of WAGO I/O Check.	1.7 Jan 18, 2018	zip 1,5 MB	Descărcare
Connection of Thermokon Multi-function room control units WRF 06 The fundamental method of setting up communication between the WAGO I/O System and the multi-function room operating panel (WRF06 RS485 Modbus) from Thermokon is described in this application note.	Apr 8, 2016	zip 845,9 kB	Descărcare
GRUNDFOS GENIbus interface, application note This application note describes how communication between the WAGO-I/O-SYSTEM and the Grundfos MAGNA series circulation pumps can be performed via GENIbus interface.	20.03.2017 Mar 20, 2017	zip 286,6 kB	Descărcare
Connection of Thermokon Multi-function room control units WRF 08 The fundamental way of carrying out the communication between the WAGO I/O System and the multi-function room operating panel (WRF08 RS485 Modbus) from Thermokon is described in this application note.	Apr 10, 2019	zip 876,4 kB	Descărcare
Anbindung der HKW-Elektronik Wetterprognose-Station WS-K xx T ModBus Dieser Anwendungshinweis beschreibt, wie die Kommunikation zwischen dem WAGO-I/O-System und einer HKW-Elektronik Wetterprognose-Station Kompakt realisiert werden kann.	V 1.1 Jul 7, 2017	zip 781,1 kB	Descărcare
Application Note flexROOM® Weather Decoder This Application Note explains how the flexROOM® Weather application can be integrated into a project in which no flexROOM® Office distribution boxes are used.	Aug 7, 2015	ZIP 1,1 MB	Descărcare

Supus modificărilor.

WAGO Kontakttechnik GmbH & Co. KG
/Representative Office Romania
Sos. Pipera-Tunari nr. 1/1
building 1, 2nd floor | 077190 Voluntari, Ilfov
Tel.: +40-(0)31 421 85 68 | Email: info-RO@wago.com

Aveți întrebări despre produsele noastre?
Vă stăm la dispoziție pentru preluarea apelului la +40 (0) 31 421 85 68.

**Fișă tehnică | Număr articol: 750-880**www.wago.com/750-880**Libraries****Library**

WAGO_Datalogger_02.lib The FbDatalogger function block logs entries from up to 80 channels at an interval of min. one second in a CSV file.	2.4 Nov 13, 2017	zip 678,0 kB	Descărcare
WagoLibConfigETH_01 The library WagoLibConfigETH_01.lib library provides function blocks for accessing the device configuration (e.g., network settings, data and time, ongoing services) of the fieldbus controllers ETHERNET.	1.0.0	pdf 390,6 kB	Descărcare
ModuleAccess_01.lib The ModuleAccess_01 library provides both module configuration and access to its process data within a CoDeSys project without the use of WAGO I/O Check.	1.7 Jan 18, 2018	zip 1,5 MB	Descărcare
WagoLibFTPS_01 This library provides a function block for FTP and FTPS communication. FTPS supports explicit and implicit TLS encryption: - Explicit FTP over TLS: Client explicitly asks for TLS encryptions by issuing the command "AUTH TLS" (Described in RFC4217) - Implicit FTP over TLS: Client tries to establish a TLS connection immediately.	V 1.15	zip 416,5 kB	Descărcare

Engineering-Software**Configuration and Commissioning Software**

WAGUpload Small Version WAGUpload ist eine eigenständige PC-Software zur Übertragung, Sicherung und Wiederherstellung von SPS-Applikationen auf WAGO Controllern der Serie 750	1.11.0.0 Oct 29, 2019	zip 5,9 MB	Descărcare
WAGO-IO-PRO Demo-Version (759-912) / Serie 750, 758 und 762	2.3.9.55 Jul 3, 2015	zip 108,3 MB	Descărcare
WAGUpload Full Version WAGUpload ist eine eigenständige PC-Software zur Übertragung, Sicherung und Wiederherstellung von SPS-Applikationen auf WAGO Controllern der Serie 750.	1.11.0.0 Oct 29, 2019	zip 55,5 MB	Descărcare
(759-316) WAGO Ethernet Settings / Serie 750	6.10.06.12 Mar 29, 2019	exe 20,2 MB	Descărcare
WAGO Extension Setting / Serie 750	2.0.2 Mar 9, 2011	zip 5,4 MB	Descărcare

Supus modificărilor.

WAGO Kontakttechnik GmbH & Co. KG
/Representative Office Romania
Sos. Pipera-Tunari nr. 1/1
building 1, 2nd floor | 077190 Voluntari, Ilfov
Tel.: +40-(0)31 421 85 68 | Email: info-RO@wago.com

Aveți întrebări despre produsele noastre?
Vă stăm la dispoziție pentru preluarea apelului la +40 (0) 31 421 85 68.

**Fișă tehnică | Număr articol: 750-880**www.wago.com/750-880

WAGO BootPServer / Serie 750 und 767

1.0
Mar 7, 2000zip
1,1 MB

Descărcare

Runtime Software**Firmware**

Firmware: 750-880 Controller ETHERNET; 3rd Generation; SD Card Slot; light gray

14
Apr 11, 2019zip
6,0 MB

Descărcare

CAD/CAE-Data**CAD data**

2D/3D Models 750-880

URL

Descărcare

CAE data

EPLAN Data Portal 750-880

Descărcare

WSCAD Universe 750-880

Descărcare

Device Files**Device Driver**

WAGO USB Service Kabel Treiber / Serie 750 und 857

6.5.3.0
Sep 10, 2014zip
4,8 MB

Descărcare

Device Description File

750-915; EDS-Dateien für EthernetIP / Serie 750 und 767

11
Nov 12, 2019zip
93,6 kB

Descărcare

MIB-Datei für Ethernet-Controller / Serie 750

2.0
Apr 3, 2012zip
6,1 kB

Descărcare

Installation Notes

Supus modificărilor.

WAGO Kontakttechnik GmbH & Co. KG
 /Representative Office Romania
 Sos. Pipera-Tunari nr. 1/1
 building 1, 2nd floor | 077190 Voluntari, Ilfov
 Tel.: +40-(0)31 421 85 68 | Email: info-RO@wago.com

Aveți întrebări despre produsele noastre?
 Vă stăm la dispoziție pentru preluarea apelului la +40 (0) 31 421 85 68.

Acest articol nu se mai produce și, de la data de 15.12.2019, nu mai poate fi livrat.



Fișă tehnică | Număr articol: 750-880

www.wago.com/750-880

Familie de produse

Controller 750

[Afișare globală produse din familie.](#)

Supus modificărilor.

WAGO Kontakttechnik GmbH & Co. KG
/Representative Office Romania
Sos. Pipera-Tunari nr. 1/1
building 1, 2nd floor | 077190 Voluntari, Ilfov
Tel.: +40-(0)31 421 85 68 | Email: info-RO@wago.com

Aveți întrebări despre produsele noastre?
Vă stăm la dispoziție pentru preluarea apelului la +40 (0) 31 421 85 68.