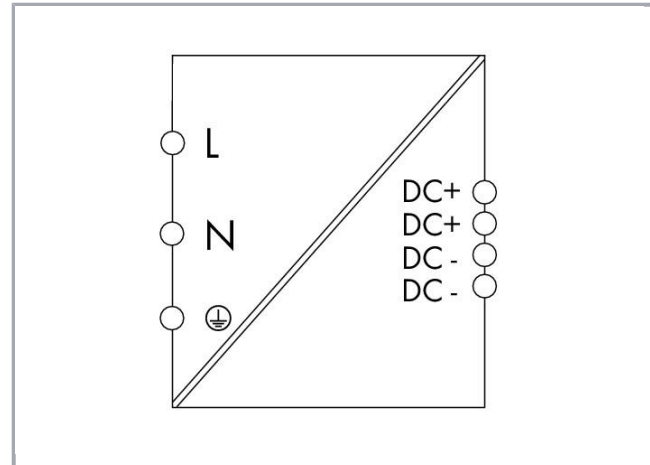
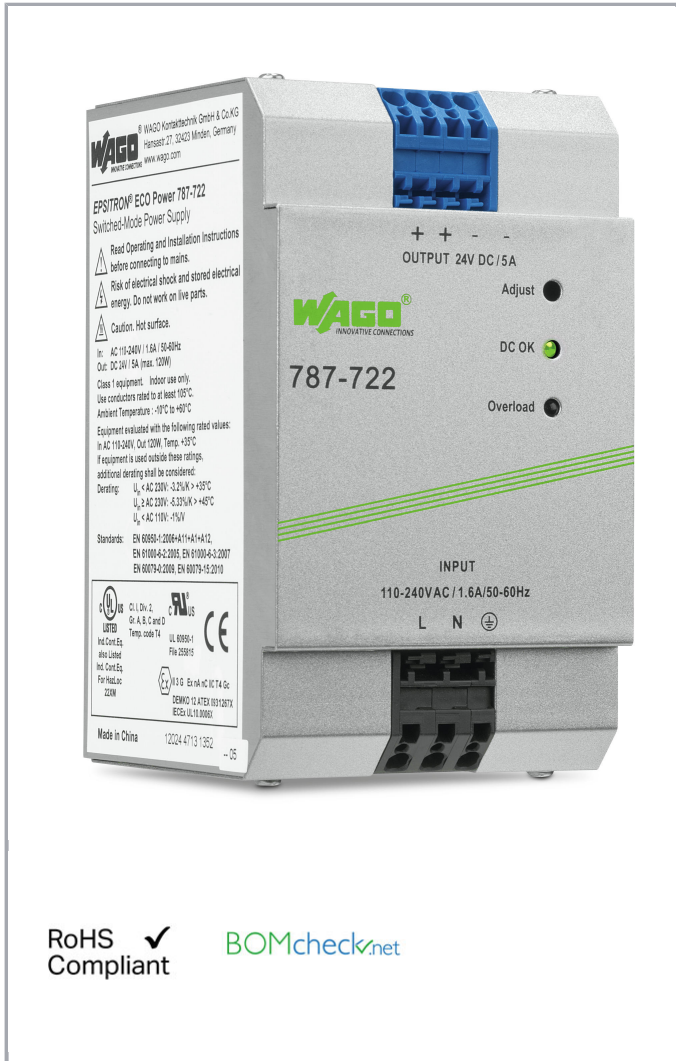


## Fișă tehnică | Număr articol: 787-722

Switched-mode power supply; EPSITRON® ECO Power; 1-phase; 24 VDC output voltage; 5 A output current; 4,00 mm<sup>2</sup>



[www.wago.com/787-722](http://www.wago.com/787-722)

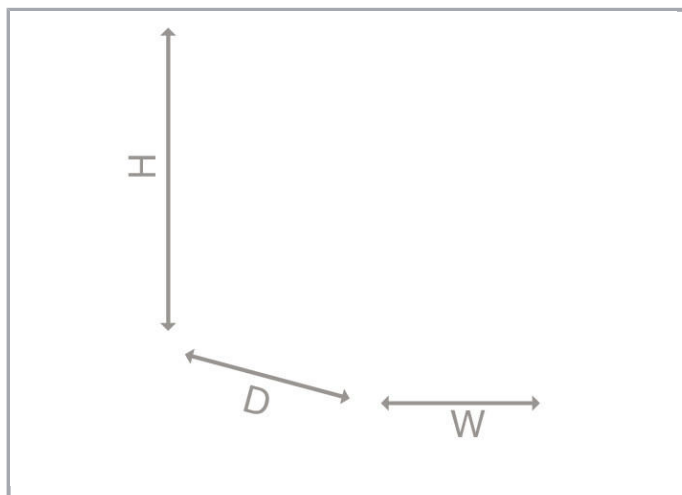


RoHS Compliant

Supus modificărilor.

WAGO Kontakttechnik GmbH & Co. KG  
/Representative Office Romania  
Sos. Pipera-Tunari nr. 1/1  
building 1, 2nd floor | 077190 Voluntari, Ilfov  
Tel.: +40-(0)31 421 85 68 | Email: info-RO@wago.com

Aveți întrebări despre produsele noastre?  
Vă stăm la dispoziție pentru preluarea apelului la +40 (0) 31 421 85 68.



## Descriere articol

### Features:

- Switched-mode power supply
- Natural convection cooling when horizontally mounted
- Enclosed for use in control cabinets
- Suitable for both parallel and series operation
- Electrically isolated output voltage (SELV) per UL 60950-1; PELV per EN 60204

## Date

### Technical Data

#### Input

Phases	1
Nominal input voltage $U_{i, \text{nom}}$	AC 110 ... 240 V
Input voltage range	AC 85 ... 264 V; DC 90 ... 373 V
Nominal mains frequency range	47 ... 63 Hz; 0 Hz
Input current $I_i$	$\leq 1 \text{ A}$ (230 VAC); $\leq 2 \text{ A}$ (115 VAC)
Discharge current	$\leq 3.5 \text{ mA}$
Inrush current	$\leq 30 \text{ A}$
Power factor	$\geq 0.94$ (230 VAC); $\geq 0.98$ (115 VAC)
Power factor correction (PFC)	Active
Mains failure hold-up time	$\geq 20 \text{ ms}$ (230 VAC)

Supus modificărilor.

WAGO Kontakttechnik GmbH & Co. KG  
 /Representative Office Romania  
 Sos. Pipera-Tunari nr. 1/1  
 building 1, 2nd floor | 077190 Voluntari, Ilfov  
 Tel.: +40-(0)31 421 85 68 | Email: info-RO@wago.com

Aveți întrebări despre produsele noastre?  
 Vă stăm la dispoziție pentru preluarea apelului la +40 (0) 31 421 85 68.

## Output

Nominal output voltage $U_{o\ nom}$	DC 24 V (SELV)
Output voltage range	DC 22 ... 28 V (adjustable)
Factory preset	DC 24 V
Nominal output current $I_{o\ nom}$	5 A (24 VDC)
Nominal output power	120 W
Adjustment accuracy	$\leq 1\ %$
Residual ripple	$\leq 100\ mV$ (peak-to-peak)
Overload behavior	Constant power (in overload range: $1.15 \dots 1.4 \times I_{o\ nom}$ ); shutdown and automatic restart in the event of a short circuit

## Signaling and communication

Signaling	1 x LED DC OK (green) 1 x LED overload (red)
Operation status indicator	LED green (24 VDC OK) LED red (overload)

## Efficiency/Power losses:

Power loss $P_l$	$\leq 19.5\ W$ (230 VAC; nominal load)
Max. power loss $P_{v\ max.}$	23.5 W (110 VAC / 24 VDC; 5.5 A)
Efficiency (typ.)	86 % (230 VAC)

## Fuse protection:

Internal fuse	F 3.15 A / 250 VAC
External fuse (required)	an external DC fuse required for DC input voltage
External fuse (recommended)	Circuit breakers 10 A, 16 A, characteristic: B or C

## Safety and protection:

Insulation voltage (PRI-SEC)	DC 4.242 kV
Isolation voltage (PRI-GND)	DC 2.2 kV
Insulation voltage (SEC-GND)	DC 0.7 kV
Protection class	I
Protection class	IP20 (per EN 60529)
Feedback voltage	$\leq DC\ 28\ V$
Overvoltage category	II

Supus modificărilor.



Transient protection, primary	Varistor
Short circuit protection	Yes
No-load proof	Yes
Parallel operation	Yes
Series connection	Yes
MTBF	480,000 h (per IEC 61709)

### Connection data

Connection type (1)	Input/Output
Connection technology	CAGE CLAMP®
WAGO terminal	WAGO 745 Series
Solid conductor	0.08 ... 4 mm <sup>2</sup> / 28 ... 12 AWG
Fine-stranded conductor	0.08 ... 4 mm <sup>2</sup> / 28 ... 12 AWG
Strip length	8 ... 9 mm / 0.31 ... 0.35 inch
Note (conductor cross-section)	12 AWG: THHN, THWN

### Geometrical Data

Width	75 mm / 2.953 inch
Height	92 mm / 3.622 inch
Length from upper-edge of DIN-35 rail	136 mm / 5.354 inch

### Mechanical data

Type of mounting	DIN-35 rail (EN 60715)
------------------	------------------------

### Material Data

Fire load	4,8 MJ
Weight	850 g

### Environmental Requirements

Surrounding air (operating) temperature	-10 ... 60 °C
Surrounding air (storage) temperature	-25 ... 85 °C
Relative humidity	≤ 95% (no condensation permissible)
Derating	-5.33 %/K (> 45 °C; 230VAC)
Pollution degree	2
Climatic category	3K3 (per EN 60721)

Supus modificărilor.

## Standards and specifications


Conformity marking	CE
Standards/specifications	EN 62368-1; EN 61204-3; cURus 60950-1; cULus 508; ANSI/ISA 12.12.01 (Class I Div. 2); ATEX; IEC Ex

## Commercial data



Product Group	6 (Interface Electronics)
Packaging type	BOX
Country of origin	CN
GTIN	4045454908188
Customs Tariff No.	85044082900

## Aprobări / certificate

### Ex-Approvals


Emblemă	Aprobare	Text de aprobare suplimentar	Nume certificat
	UL UL International Germany GmbH (HAZARDOUS LOCATIONS)	ANSI/ISA 12.12.01	E198726 Section 5

### UL-Approvals

Emblemă	Aprobare	Text de aprobare suplimentar	Nume certificat
	UL Underwriters Laboratories Inc.	UL 60950-1	E255815
	UL Underwriters Laboratories Inc.	UL 508	E255817

## Produse compatibile

### tools

	Nr. articol: 210-720 Operating tool; Blade: 3.5 x 0.5 mm; with a partially insulated shaft	<a href="http://www.wago.com/210-720">www.wago.com/210-720</a>
--	---	--

Supus modificărilor.

WAGO Kontakttechnik GmbH & Co. KG  
/Representative Office Romania  
Sos. Pipera-Tunari nr. 1/1  
building 1, 2nd floor | 077190 Voluntari, Ilfov  
Tel.: +40-(0)31 421 85 68 | Email: info-RO@wago.com










Aveți întrebări despre produsele noastre?  
Vă stăm la dispoziție pentru preluarea apelului la +40 (0) 31 421 85 68.



Nr. articol: 210-769  
SCREWDRIVER; green

[www.wago.com/210-769](http://www.wago.com/210-769)

#### ferrule

	Nr. articol: 216-221 Ferrule; Sleeve for 0.5 mm <sup>2</sup> / 20 AWG; insulated; electro-tin plated; white	<a href="http://www.wago.com/216-221">www.wago.com/216-221</a>
	Nr. articol: 216-222 Ferrule; Sleeve for 0.75 mm <sup>2</sup> / 18 AWG; insulated; electro-tin plated; gray	<a href="http://www.wago.com/216-222">www.wago.com/216-222</a>
	Nr. articol: 216-223 Ferrule; Sleeve for 1 mm <sup>2</sup> / AWG 18; insulated; electro-tin plated; red	<a href="http://www.wago.com/216-223">www.wago.com/216-223</a>
	Nr. articol: 216-224 Ferrule; Sleeve for 1.5 mm <sup>2</sup> / AWG 16; insulated; electro-tin plated; black	<a href="http://www.wago.com/216-224">www.wago.com/216-224</a>
	Nr. articol: 216-241 Ferrule; Sleeve for 0.5 mm <sup>2</sup> / 20 AWG; insulated; electro-tin plated; electrolytic copper; gastight crimped; acc. to DIN 46228, Part 4/09.90; white	<a href="http://www.wago.com/216-241">www.wago.com/216-241</a>
	Nr. articol: 216-242 Ferrule; Sleeve for 0.75 mm <sup>2</sup> / 18 AWG; insulated; electro-tin plated; electrolytic copper; gastight crimped; acc. to DIN 46228, Part 4/09.90; gray	<a href="http://www.wago.com/216-242">www.wago.com/216-242</a>
	Nr. articol: 216-243 Ferrule; Sleeve for 1 mm <sup>2</sup> / AWG 18; insulated; electro-tin plated; electrolytic copper; gastight crimped; acc. to DIN 46228, Part 4/09.90; red	<a href="http://www.wago.com/216-243">www.wago.com/216-243</a>
	Nr. articol: 216-244 Ferrule; Sleeve for 1.5 mm <sup>2</sup> / AWG 16; insulated; electro-tin plated; electrolytic copper; gastight crimped; acc. to DIN 46228, Part 4/09.90; black	<a href="http://www.wago.com/216-244">www.wago.com/216-244</a>
	Nr. articol: 216-246 Ferrule; Sleeve for 2.5 mm <sup>2</sup> / AWG 14; insulated; electro-tin plated; electrolytic copper; gastight crimped; acc. to DIN 46228, Part 4/09.90; blue	<a href="http://www.wago.com/216-246">www.wago.com/216-246</a>
	Nr. articol: 216-262 Ferrule; Sleeve for 0.75 mm <sup>2</sup> / 18 AWG; insulated; electro-tin plated; electrolytic copper; gastight crimped; acc. to DIN 46228, Part 4/09.90; gray	<a href="http://www.wago.com/216-262">www.wago.com/216-262</a>
	Nr. articol: 216-263 Ferrule; Sleeve for 1 mm <sup>2</sup> / AWG 18; insulated; electro-tin plated; electrolytic copper; gastight crimped; acc. to DIN 46228, Part 4/09.90; red	<a href="http://www.wago.com/216-263">www.wago.com/216-263</a>
	Nr. articol: 216-264 Ferrule; Sleeve for 1.5 mm <sup>2</sup> / AWG 16; insulated; electro-tin plated; electrolytic copper; gastight crimped; acc. to DIN 46228, Part 4/09.90; black	<a href="http://www.wago.com/216-264">www.wago.com/216-264</a>
	Nr. articol: 216-266 Ferrule; Sleeve for 2.5 mm <sup>2</sup> / AWG 14; insulated; electro-tin plated; electrolytic copper; gastight crimped; acc. to DIN 46228, Part 4/09.90; blue	<a href="http://www.wago.com/216-266">www.wago.com/216-266</a>
	Nr. articol: 216-284 Ferrule; Sleeve for 1.5 mm <sup>2</sup> / AWG 16; insulated; electro-tin plated; electrolytic copper; gastight crimped; acc. to DIN 46228, Part 4/09.90; black	<a href="http://www.wago.com/216-284">www.wago.com/216-284</a>
	Nr. articol: 216-286 Ferrule; Sleeve for 2.5 mm <sup>2</sup> / AWG 14; insulated; electro-tin plated; electrolytic copper; gastight crimped; acc. to DIN 46228, Part 4/09.90; blue	<a href="http://www.wago.com/216-286">www.wago.com/216-286</a>

Supus modificărilor.

WAGO Kontakttechnik GmbH & Co. KG  
/Representative Office Romania  
Sos. Pipera-Tunari nr. 1/1  
building 1, 2nd floor | 077190 Voluntari, Ilfov  
Tel.: +40-(0)31 421 85 68 | Email: info-RO@wago.com

Aveți întrebări despre produsele noastre?  
Vă stăm la dispoziție pentru preluarea apelului la +40 (0) 31 421 85 68.

Nr. articol: 216-321

Ferrule; Sleeve for 0.25 mm<sup>2</sup> / AWG 24; insulated; electro-tin plated; yellow[www.wago.com/216-321](http://www.wago.com/216-321)

Nr. articol: 216-322

Ferrule; Sleeve for 0.34 mm<sup>2</sup> / 22 AWG; insulated; electro-tin plated; green[www.wago.com/216-322](http://www.wago.com/216-322)

## Descărcări Documentation

### Instruction Leaflet

Primary Switch Mode Power Supply EPSITRON-ECO-Power 24 VDC, 5 A	V 2.2.8 Sep 27, 2019	pdf 402,6 kB	Descărcare
--	-------------------------	-----------------	------------

### Additional Information

Disposal; Electrical and electronic equipment, Packaging	V 1.0.0	pdf 265,8 kB	Descărcare
--	---------	-----------------	------------

## CAD/CAE-Data

### CAD data

2D/3D Models 787-722	URL	Descărcare
----------------------	-----	------------

### CAE data

EPLAN Data Portal 787-722	Descărcare
---------------------------	------------

WSCAD Universe 787-722	Descărcare
------------------------	------------

## Installation Notes

## Familie de produse

### Eco

Afișare globală produse din familie.

Supus modificărilor.

WAGO Kontakttechnik GmbH & Co. KG  
/Representative Office Romania  
Sos. Pipera-Tunari nr. 1/1  
building 1, 2nd floor | 077190 Voluntari, Ilfov  
Tel.: +40-(0)31 421 85 68 | Email: info-RO@wago.com

Aveți întrebări despre produsele noastre?  
Vă stăm la dispoziție pentru preluarea apelului la +40 (0) 31 421 85 68.